

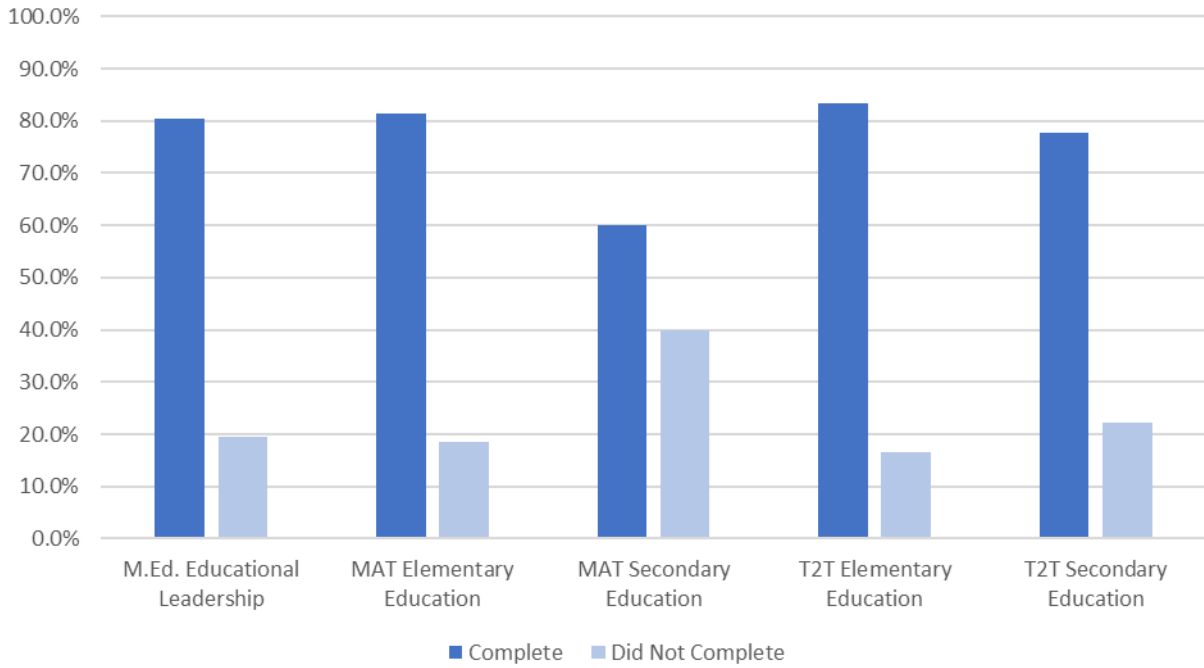
American College of Education (ACE) Licensure Program Completion Rate

CAEP Annual Reporting Measure – Outcome #5

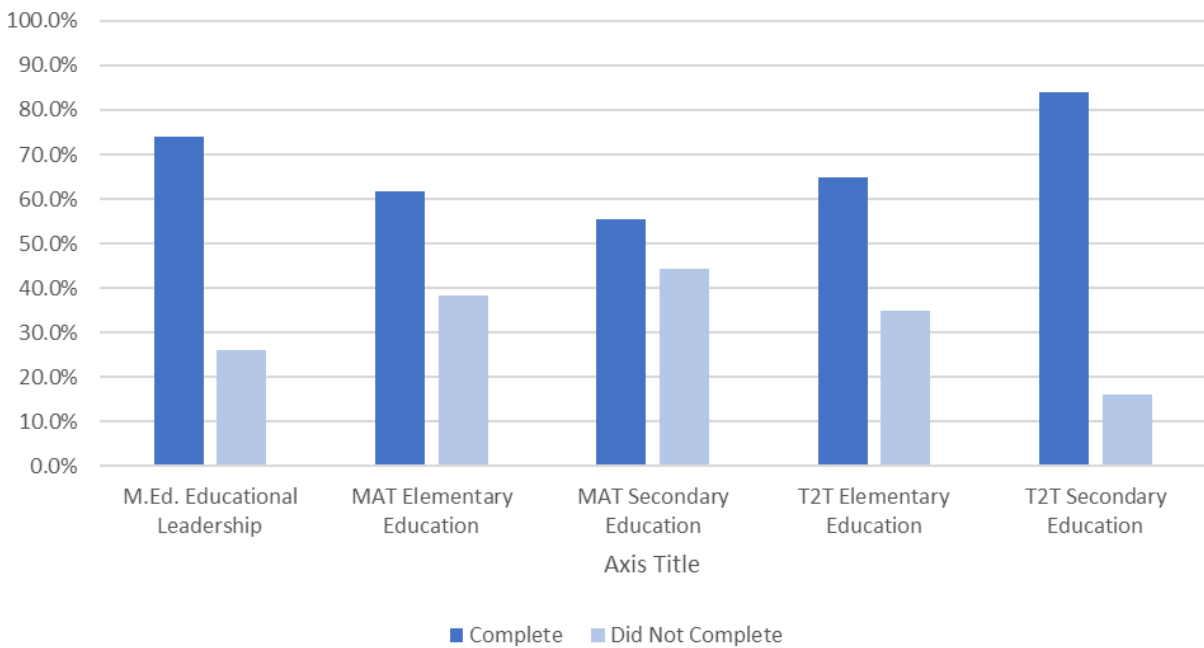
ACE tracks the number and percentage of students who matriculate and complete the programs. Students who did not complete their programs may have transferred to another program, withdrew from the college, or were dismissed from the program.

2015-2016			
Program	% Complete	% Did not Complete	Total Enrolled Count
M.Ed. Educational Leadership	80%	20%	632
M.A. in Teaching Elementary Education	82%	19%	27
M.A. in Teaching Secondary Education	60%	40%	10
Certificate in Transition to Teaching in Elementary Education	83%	17%	18
Certificate in Transition to Teaching in Secondary Education	78%	22%	9
Total	80%	20%	696
2016-2017			
Program	% Complete	% Did not Complete	Total Enrolled Count
M.Ed. Educational Leadership	74%	26%	706
M.A. in Teaching Elementary Education	62%	38%	34
M.A. in Teaching Secondary Education	56%	44%	18
Certificate in Transition to Teaching in Elementary Education	65%	35%	20
Certificate in Transition to Teaching in Secondary Education	84%	16%	25
Total	73%	27%	803
2017-2018			
Program	% Complete	% Did not Complete	Total Enrolled Count
Certificate in Teaching English Learners	20%	80%	5
M.Ed. Educational Leadership	79%	21%	1,070
M.A. in Teaching Elementary Education	73%	27%	22
M.A. in Teaching Secondary Education	67%	33%	27
Certificate in Transition to Teaching in Elementary Education	70%	31%	23
Certificate in Transition to Teaching in Secondary Education	59%	41%	70
Total	77%	23%	1,217
2018-2019			
Program	% Complete	% Did not Complete	Total Enrolled Count
M.Ed. Educational Leadership	80%	20%	1,117
M.A. in Teaching Elementary Education	88%	13%	32
M.A. in Teaching Secondary Education	60%	40%	20
Certificate in Transition to Teaching in Elementary Education	79%	21%	42
Certificate in Transition to Teaching in Secondary Education	98%	2%	41
Certificate in Teaching English Learners	81%	18%	16
Certificate in Virtual Instruction	83%	17%	6
Total	81%	19%	1,274
Cumulative Total	78%	22%	3,990

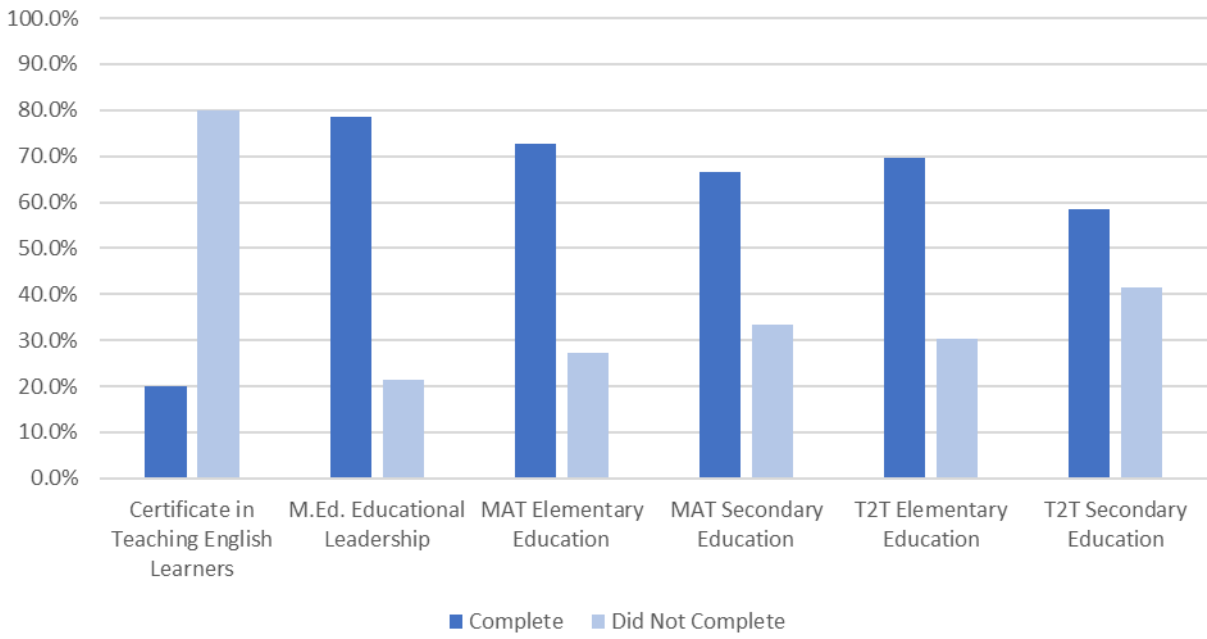
2015-2016 Graduating Cohort Completion Rate



2016-2017 Graduating Cohort Completion Rate



2017-2018 Graduating Cohort Completion Rate



2018-2019 Graduating Cohort Completion Rate

