

## American College of Education (ACE) Licensure Program Completion Rate

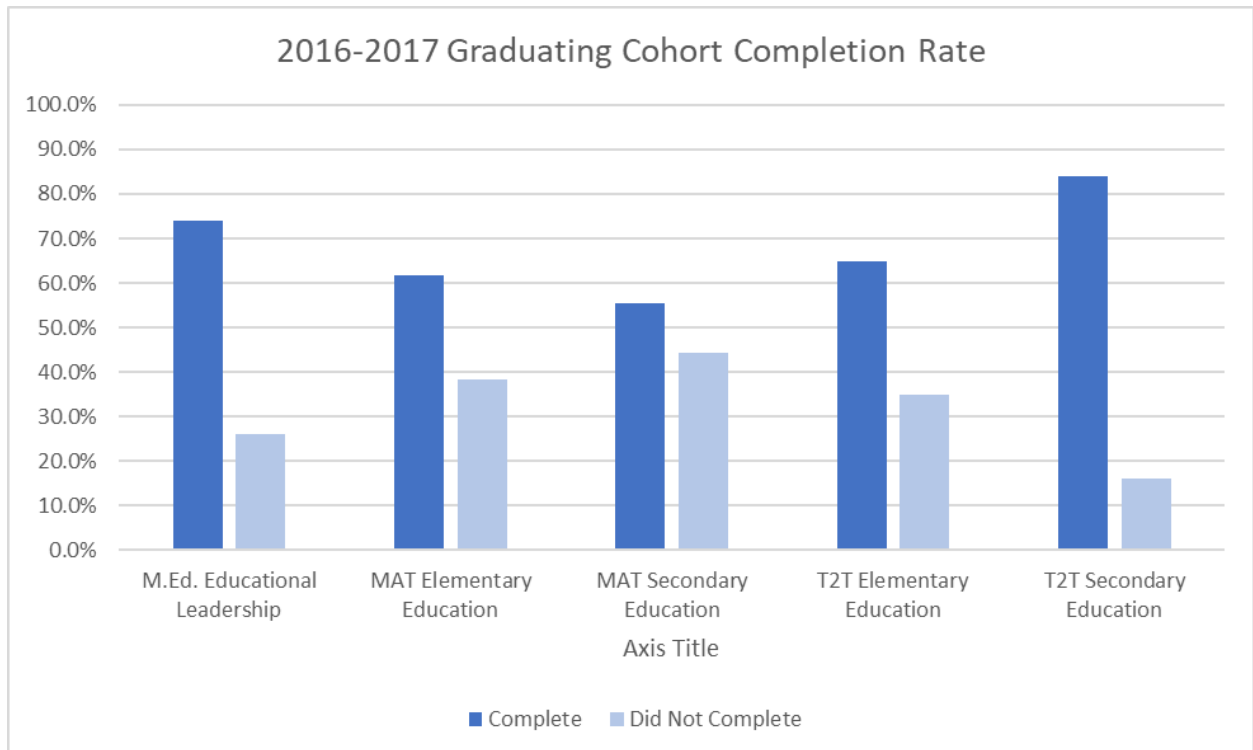
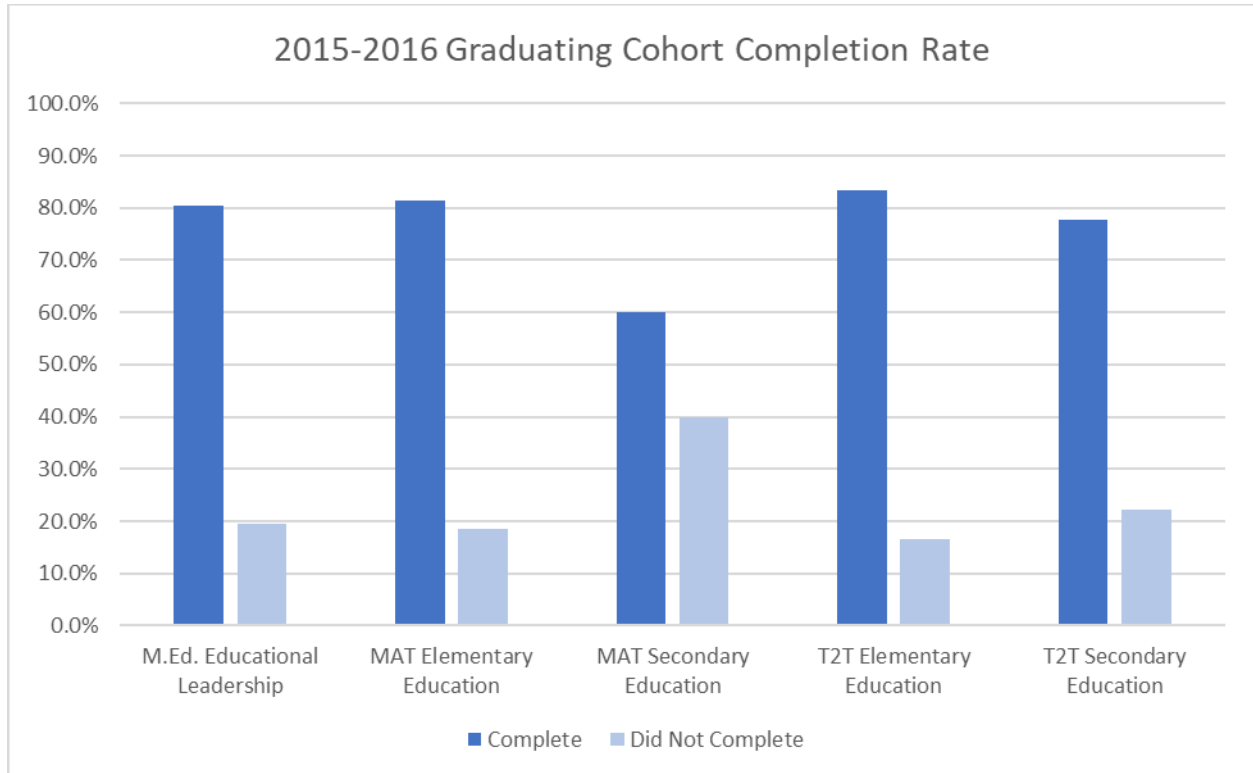
*CAEP Annual Reporting Measure – Outcome #5*

ACE tracks the number and percentage of students who matriculate and complete the programs.

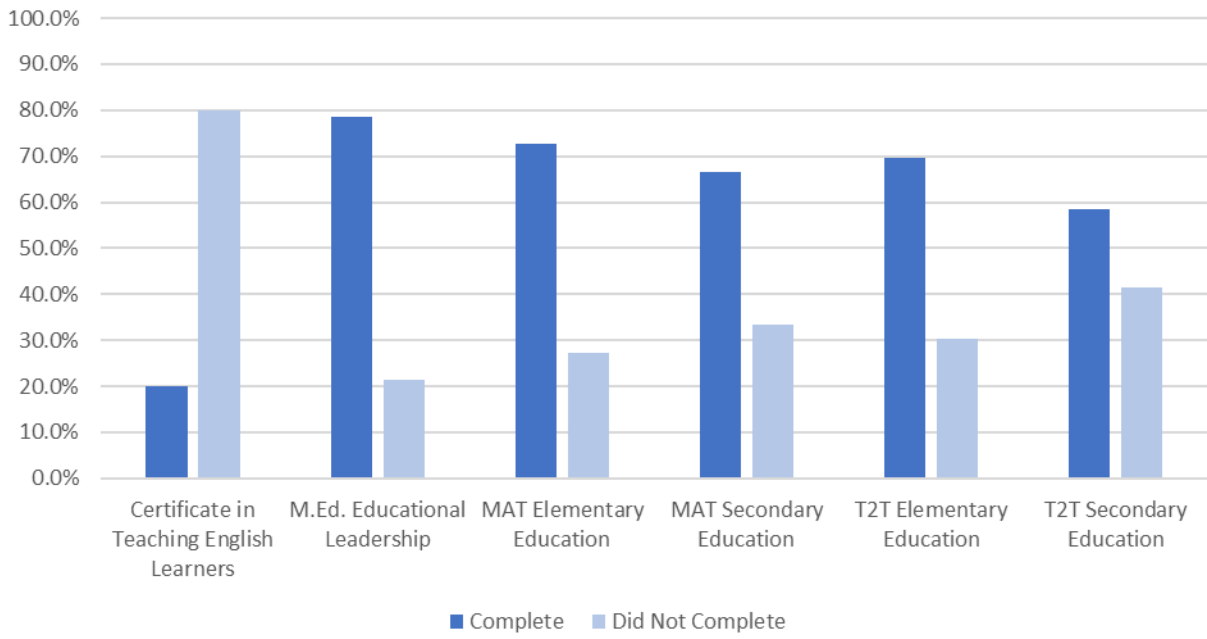
Students who did not complete their programs may have transferred to another program, withdrew from the college, or were dismissed from the program.

<b>2015-2016</b>			
<b>Program</b>	<b>% Complete</b>	<b>% Did not Complete</b>	<b>Total Enrolled Count</b>
M.Ed. Educational Leadership	80.40%	19.60%	632
MAT Elementary Education	81.50%	18.50%	27
MAT Secondary Education	60.00%	40.00%	10
T2T Elementary Education	83.30%	16.70%	18
T2T Secondary Education	77.80%	22.20%	9
<b>Total</b>	<b>80.20%</b>	<b>19.80%</b>	<b>696</b>
<b>2016-2017</b>			
<b>Program</b>	<b>% Complete</b>	<b>% Did not Complete</b>	<b>Total Enrolled Count</b>
M.Ed. Educational Leadership	73.90%	26.10%	706
MAT Elementary Education	61.80%	38.20%	34
MAT Secondary Education	55.60%	44.40%	18
T2T Elementary Education	65.00%	35.00%	20
T2T Secondary Education	84.00%	16.00%	25
<b>Total</b>	<b>73.10%</b>	<b>26.90%</b>	<b>803</b>
<b>2017-2018</b>			
<b>Program</b>	<b>% Complete</b>	<b>% Did not Complete</b>	<b>Total Enrolled Count</b>
Certificate in Teaching English Learners	20.00%	80.00%	5
M.Ed. Educational Leadership	78.60%	21.40%	1,070
MAT Elementary Education	72.70%	27.30%	22
MAT Secondary Education	66.70%	33.30%	27
T2T Elementary Education	69.60%	30.40%	23
T2T Secondary Education	58.60%	41.40%	70
<b>Total</b>	<b>76.70%</b>	<b>23.30%</b>	<b>1,217</b>
<b>2018-2019</b>			
<b>Program</b>	<b>% Complete</b>	<b>% Did not Complete</b>	<b>Total Enrolled Count</b>
M.Ed. Educational Leadership	80.48%	19.52%	1,117
MAT Elementary Education	87.50%	12.50%	32
MAT Secondary Education	60.00%	40.00%	20

T2T Elementary Education	78.57%	21.43%	42
T2T Secondary Education	97.56%	2.44%	41
Certificate in Teaching English Learners	81.25%	18.75%	16
Certificate in Virtual Instruction	83.33%	16.67%	6
<b>Total</b>	<b>80.85%</b>	<b>19.15%</b>	<b>1,274</b>
<b>Cumulative Total</b>	<b>77.71%</b>	<b>22.29%</b>	<b>3,990</b>



### 2017-2018 Graduating Cohort Completion Rate



### 2018-2019 Graduating Cohort Completion Rate

